


access
business development division



thyssenkrupp

Altura Gold

DISCOVER LUXURY



Access. Everywhere. For Everyone.

Altura Gold

DISCOVER LUXURY

Discover the luxury of a home lift with Altura Gold

With its smooth ride and choice of elegant styling options, the Altura Gold home lift brings luxury living to any building.

Premium features come as standard across the Altura range, leaving you free to select the type and size of lift that gives the best solution for your needs. Altura Gold is an open-sided platform enclosed within a metallic shaft, which can be installed in small spaces without compromising on comfort and ease of access.

The Altura Gold has a clean and simple design, highlighted with elegant details, making it an attractive addition to any home. You can choose from a selection of customisable options to coordinate the lift with your interior.

1 A Smooth Ride

Altura Gold is fitted with a soft start and stop device, giving you a smooth and comfortable ride every time you use your lift. Simply press and hold the destination button on the control panel, and let the lift carry you gently up and down through your home.

2 Design Your Lift

With an array of options on offer, the Altura Gold lift can truly become part of your home. Choose from a range of sizes, colours and details for the shaft, walls, floor and doors to create a lift that meets your needs and matches your surroundings.

3 Easy Installation

Altura Gold is designed to fit into small spaces with minimal construction work. The lift is supplied with its own metallic shaft, the lift mechanism fully contained within the shaft. It runs on standard mains electricity and can normally be installed in just a few days.

Altura Gold is fully compliant with all relevant European safety standards.





Make your home more comfortable for all the family with the luxury of an Altura Gold.



My wife and I renovated an old house, and of course we wanted to make sure that we could stay in our dream home forever. The Altura Gold lift was the perfect final touch to give us that bit of extra comfort.”





The backlit Altura control panel looks stunning, and is easy to use.



Features

COMFORT FOR ALL

Control Panel

The Altura control panel has been designed to look good while being clear and simple to use. The sleek black panel is illuminated with a soft white backlight. A high-quality colour display shows not only the floor level of the lift but also diagnostic codes, for easy service and maintenance.

Small and Compact

The mechanism of the Altura Gold is fully contained within the lift shaft; no additional machine room is needed. The shaft can be as compact as 900 x 940 mm.

A small pit of just 50 mm is required. If a pit is not feasible, an access ramp can be supplied.



Easy Maintenance

When you choose an Altura Gold lift, you're choosing comfort, reliability and easy maintenance. An automatic lubrication system keeps the lift mechanism running smoothly and helps to keep your lift in top condition.

The lift is designed so that servicing can be carried out quickly and conveniently.

Keeping You and Your Family Safe

In the case of power failure, a battery back-up system will bring your lift safely down to a lower floor. A battery guard monitors the level of charge and ensures that there is always enough power in the battery to operate the back-up system.

A handrail, an alarm button, an emergency stop and two-way communication are all included as standard.

Options

DESIGN YOUR LIFT

The Altura Gold lift can be customised to match your home and your personality.

Platform type



Altura Gold: console wall

The most compact version of the Altura Gold has a full height console wall, illuminated by an LED light strip across the top. Safety edges around the floor stop the lift in case of any obstruction.

This model is suitable for residential use only.



Altura Gold Pro: console wall with ceiling

This larger version of the Altura Gold consists of a full height console wall and ceiling with three LED spotlights. The open sides of the platform are fitted with photocells for safety.

The Altura Gold Pro is suitable for wheelchair users and conforms to all relevant accessibility standards.

A manual fold-down seat in transparent plexiglass is available as an option.

Landing doors

The Altura Gold can have one or two landing doors per floor, depending on the platform size. The doors are available with either a panoramic glass panel, or in plain steel and can be painted in a wide choice of colours. A smoke- and fire-proof door is available for the Pro model.

To protect your lift and property from unauthorised access, the landing doors can be fitted with different locking options, using either a standard key or a simple one-touch i-button.

Fully automatic door openers available as an option.






The doors of the Altura Gold home lift can be painted any colour to match your surroundings.



Console wall

Plain skinplates

Steel panel coated with a solid colour textured plastic skin.



Patterned skinplates

Steel panel coated with lightly patterned smooth finish plastic skin.



Stainless steel:



Actual colours may vary. RAL paint references are given as suggested matches to the skinplate choices.

Flooring

Altura Gold has a choice of 3 vinyl floor coverings, with life-time non-slip guarantee. The lift can also be supplied without flooring if you want to fit your own.



WHITE



SAND




GREY

Glass and Panels


The following options are available for the glass panel in the door and for glass panelling in the shaft.




TRANSPARENT




OPAQUE



SEMI-REFLECTIVE



SMOKY GREY



SMOKY SATIN



Shaft with solid panels



Shaft with glass panels

The metallic shaft is available with plain polyurethane panels or with glass panels.

The plain panels and the metallic frame are finished in white as standard, or they can be painted in your choice of colour from the RAL range.

Technical Specification

LUXURY IN EVERY DETAIL

Technical compliance: Machinery Directive 2006/42/EC.

Drive system:	Screw/nut system
Rated speed (max.):	0.15 m/s
Travel height:	1400 - 12000 mm
Number of stops:	Max. 6 stops per lift
Doors:	1 door per floor / 6 doors per lift Pro - 2 doors per floor / 12 doors per lift
Pit:	50 mm pit. If a pit is not possible, the lift can be used with a ramp.
Console wall height:	2200 mm
Shaft top height:	2430 mm (elongation is possible).
Platform controls:	Hold to run, floor button must be kept pressed during travel.
Landing controls:	One touch call
Application:	Indoor
Emergency lowering:	Battery operated emergency lowering, with battery guard.
Control voltage:	24 V
Motor:	1.5 kW Pro - 2.2 kW
Power supply:	1-phase 230 V 50/60 Hz 16 A
Maximum power:	3 kW
Rated load:	250 kg Pro - 325 - 400 kg

Available sizes

Altura Gold	Altura Gold Pro
800 x 580 mm	1400 x 900 mm
800 x 845 mm	1400 x 1000 mm
800 x 1100 mm	1400 x 1100 mm

Full details of technical specifications, exact dimensions, and available plan layouts can be found in the product catalogue.



Access. Everywhere. For Everyone.

ABOUT ACCESS BDD

When you choose an Access BDD product, you're choosing the best in comfort and luxury, with superior customer support throughout the life of your lift.

Access BDD is a division of thyssenkrupp Access Ltd. We give people around the world the ability to move comfortably around buildings by providing stairlifts, platform lifts and home lifts, which we distribute via a network of carefully chosen business partners. When you choose an Access BDD lift, you're choosing a high-quality product, supported by expert service and advice.

Our partners are all specialists in mobility or elevator products, and they receive extensive technical and commercial training on our products. Your Access BDD partner will guide you through the product options to help you choose a lift that meets your own needs and suits your surroundings. You'll also receive expert advice to ensure that your new lift conforms to relevant accessibility and safety regulations.

Our products are designed for easy installation and maintenance, with everything taken care of by your Access BDD approved partner.



It's nice to deal with a supplier like Access BDD. One who cares and goes the extra mile to ensure we are being looked after, which in turn means we can look after our customers."

When you choose an Access BDD product, you're choosing:

- Comfort and luxury as standard
- Superior technical support and customer service
- The latest technology, customised to meet your needs



Since 1976, we've been simplifying complex choices to help people move around their homes.





local Access partner is:



ATECO CORPORATION

اتيكو كورپوريشن

Financial building, Banking Road, From 90th
Road, Redcon Bldg., New Cairo, Cairo

Tel: 26775125- 26774516

Mobile: 01022000282-01000289831

E-mail: info@ateco.co

